mindray

Consona N8

Diagnostic Ultrasound System

Concrete to Resonate

Powered by ZST+

www.mindray.com

P/N:ENG-Consona N8-210285X8P-20220322

©2022 Shenzhen Mindray Bio-Medical Electronics Co.,Ltd. All rights reserved.

mindray

healthcare within reach

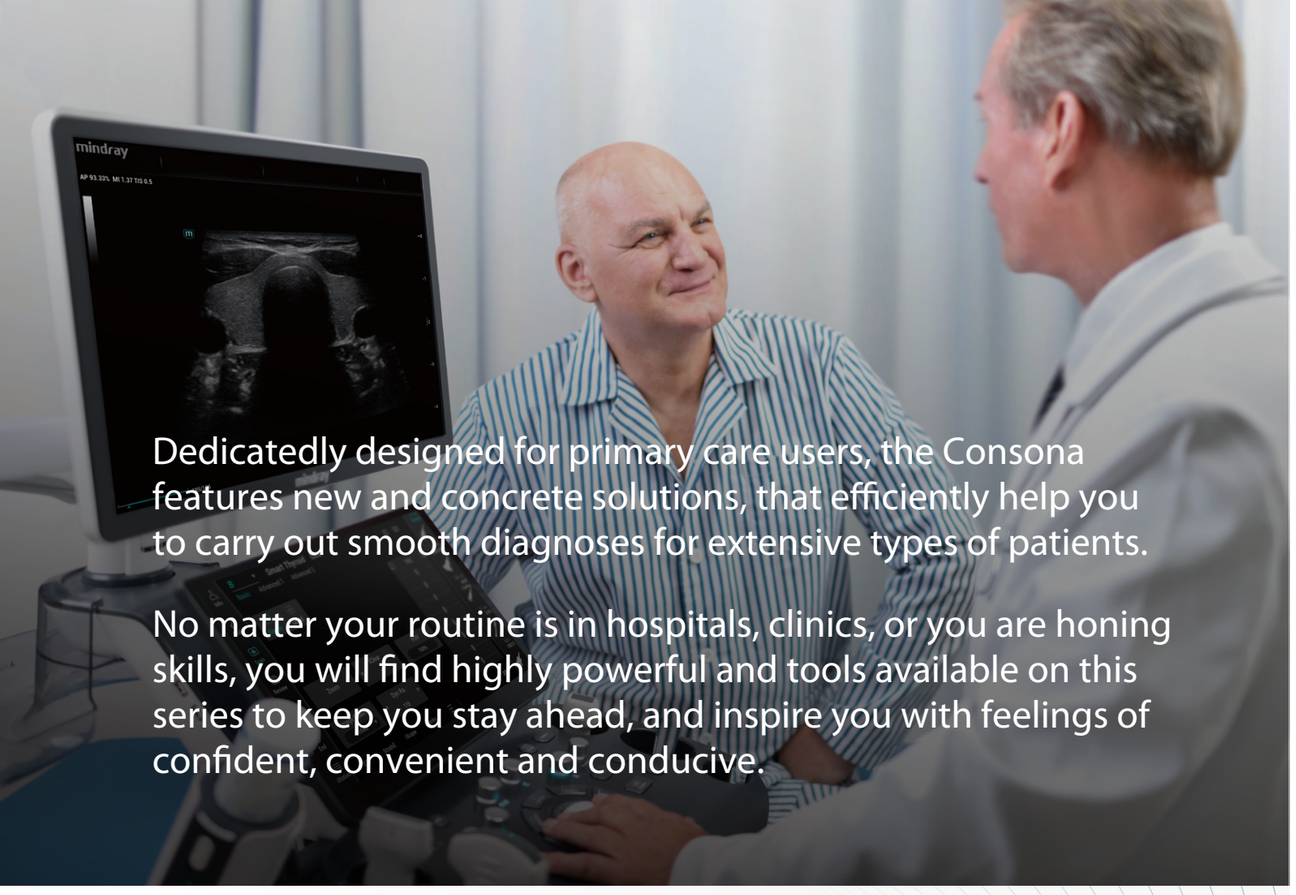

Dedicatedly designed for primary care users, the Consona features new and concrete solutions, that efficiently help you to carry out smooth diagnoses for extensive types of patients.

No matter your routine is in hospitals, clinics, or you are honing skills, you will find highly powerful and tools available on this series to keep you stay ahead, and inspire you with feelings of confident, convenient and conducive.

Confident

Excellent Image Platform

The ZST+ platform is an extraordinary innovation, representing an ultrasound evolution. Transforming ultrasound metrics from conventional beam-forming to channel data based processing. It delivers exceptional image quality for infinite imaging solutions with non-stop improvements.

Transducer Family

- Single-Crystal transducers provide deeper penetration with details
- ComboWave transducers enhance imaging sensitivity
- Designed for comfortable gripping
- Wide clinical application coverage, supports more clinical scenarios

Transducer

Outstanding Technologies

PSH	iClear	NTE	STE/STQ	iBeam
HD-Scope	Glazing flow	HR Flow	UMW+ Contract Imaging	

Image Gallery

Gallstone

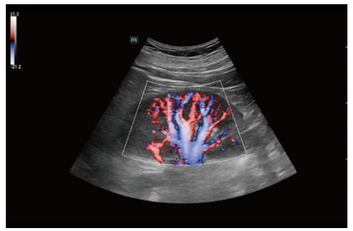

Kidney with HR Flow

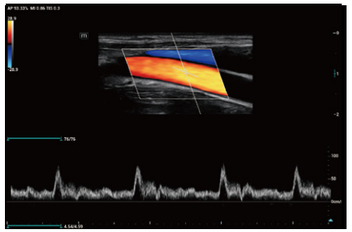

CCA Duplex

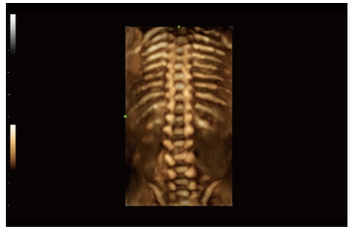

Fetal Spine

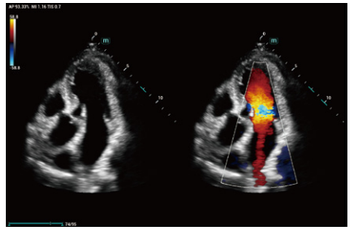

Adult Heart 2D and CDI in Dual Mode

Fetus 3D with iLive

Convenient

Comprehensive Clinical Solution

Dedicated to deliver more substantial value in each specific application scenario

General Imaging Solution

Smart tools for smooth diagnosis

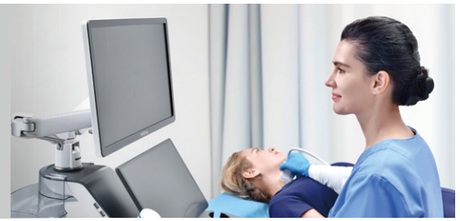

iTouch+

Real-time dynamic image optimization

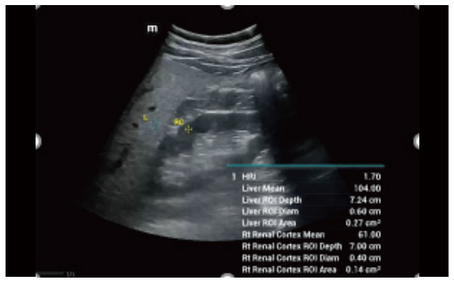

Smart HRI

Auto recognition of liver and renal cortex and calculate brightness ratio

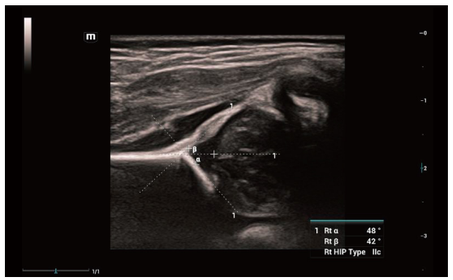

Smart Hip

Automatic a/β angles measurement of hip joint for Graf classification

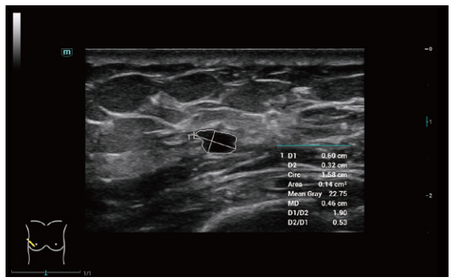

Smart Calc

Automatic trace, measurement and calculation tool

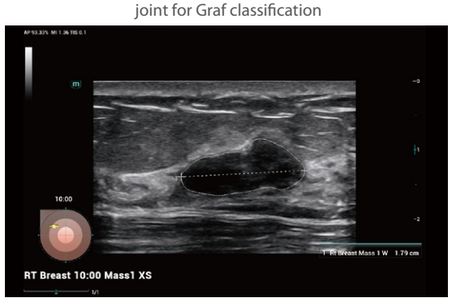

Smart Breast

BI-RADS analysis and efficient workflow

Smart Thyroid

TI-RADS analysis and efficient workflow

Women Health Solution

Full-stack smartness solution based on Smart Scene 3D

Smart Scene 3D

Full-stack smartness obstetric solution empowered by ZST+

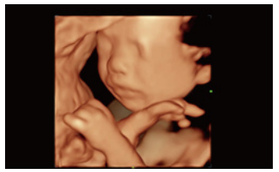

Smart Face

Automatic removal of occlusions over fetal face with one click

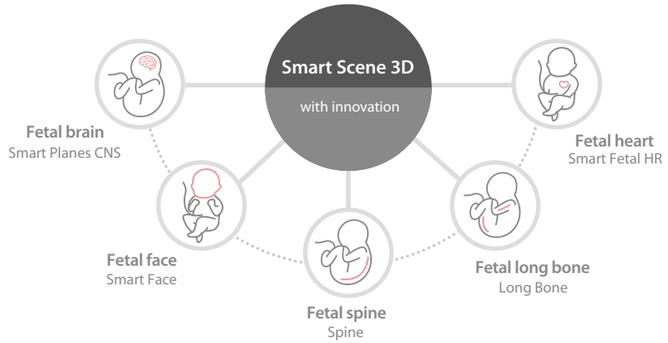

Smart OB

Automatic measurement of fetal biometrics

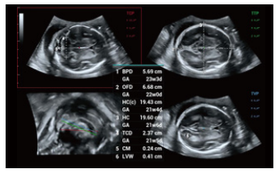

Smart Planes CNS

Automatic recognition and measurement of fetal central nervous system

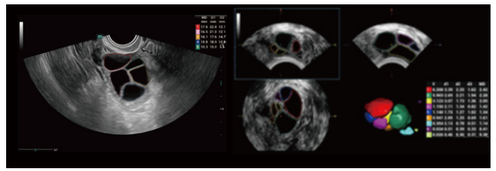

Smart FLC 2D / 3D

Automatic follicle counting and measurement in 2D/3D mode

Cardiovascular Solution

Effective cardiovascular evaluation

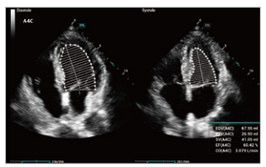

AutoEF

Automatic measurement of Ejection Fraction by diastole/systole frames

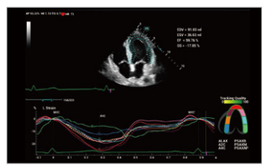

TTQA

Myocardial synchronization evaluation with quantitative analysis

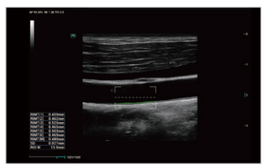

RIMT

RF-data based real-time IMT measurement

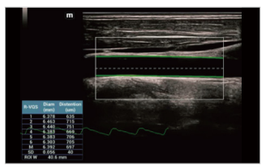

R-VQS

Vascular hardness coefficient & Pulse wave velocity (PWV)

Ergonomic Design

Boosts the daily work efficiency. Exquisite machine design brings users better operating experience

Up to 15.6"touch screen

Dual-wing floating arm

Rotatable control pane

Storage space

Noise reduced design

Adjustable height

Water and dust proof panel

Ease-of-transportation

Built-in battery

Conducive

Inspires the growth by every progressive step

Shortened learning curve with effective professional improvement

iScanHelper

A scanning tool to practice skills by following the guidance step by step

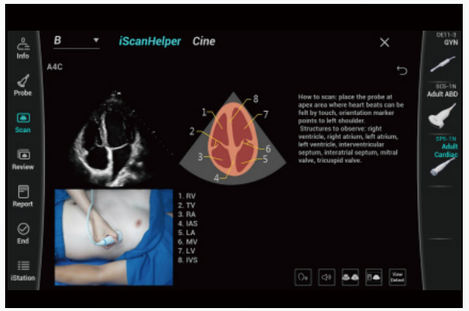

iWorks

A standardized protocol, scanning step by step without plane omission

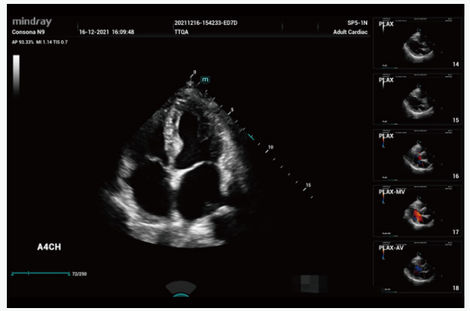

Smart Vue
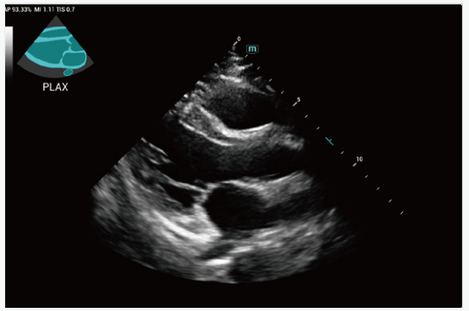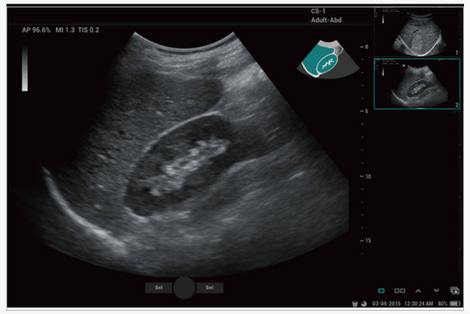
Automatic recognition on standard plane, and restore the standard plane automatically